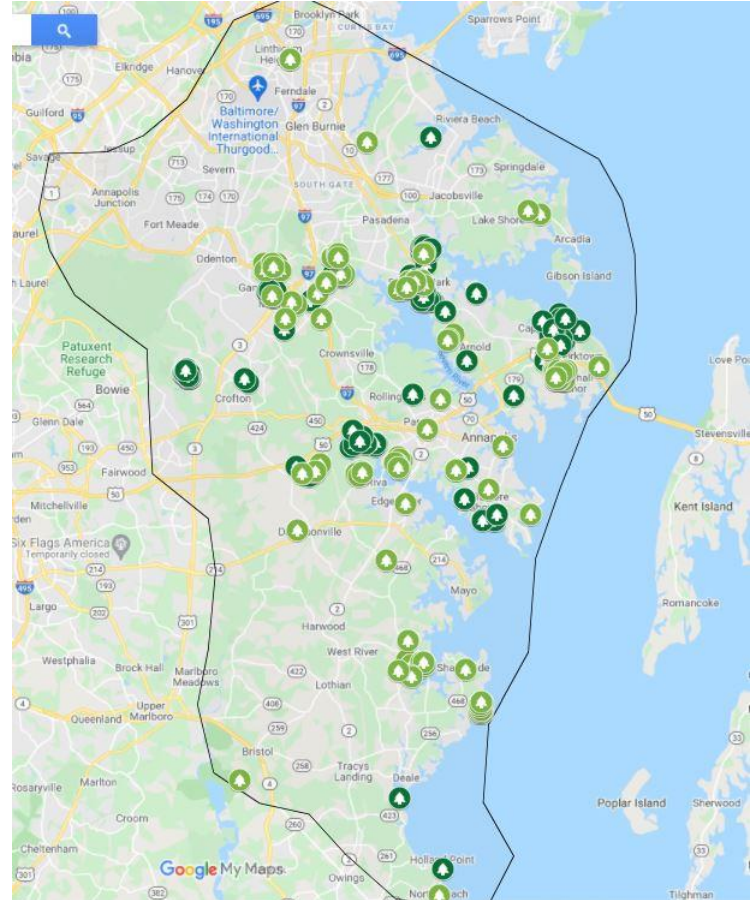


Replant Anne Arundel Updates

Upcoming programs

Tree Trooper Training

- 5 **free** virtual training sessions
- 1 in person planting event
- Virtual sessions begin **March 30th** and continue weekly
- Qualifies your community for Tree Trooper planting projects
 - Now open to residents of City of Annapolis!
- You can also connect with existing Tree Troopers for potential projects



Upcoming programs


Backyard Buffer Program

- Registration will open in March
- Different tree species offered in each bundle this year!



Celebrating Our 2021 Stats!

and sharing what's coming in 2022



2021 Numbers



2021 Numbers

67	Stewards Reported Stats
362	Individual Entries
4,100	Hours of Volunteer Efforts
5,640	Community Members
Engaged	

2021 Top Reporters: Hours

Ann Jackson 174 hours

**Nina Fisher 262
hours**

Jessie Bradley 665 hours



2021 Top Reporters: Engagement

Stacey Wildberger **700 residents**

Kristin Silva **709**
residents

Diane Rey **1,259**
residents



2021 Top Reporters: Entries

Stewards entering stats 16 times or more . . .

**Dawn Taft, Jan Atwood, Kevin Green,
Nancy Galetsky, & Thom Marston**

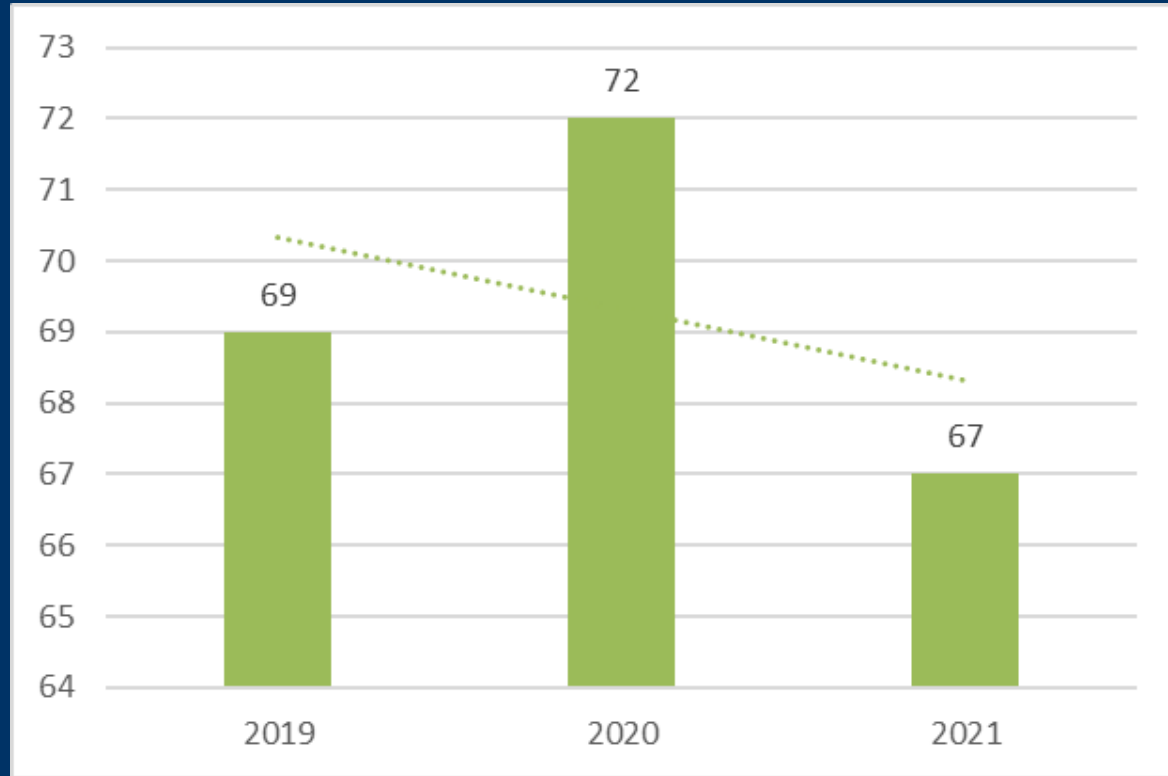


Thank You!!!

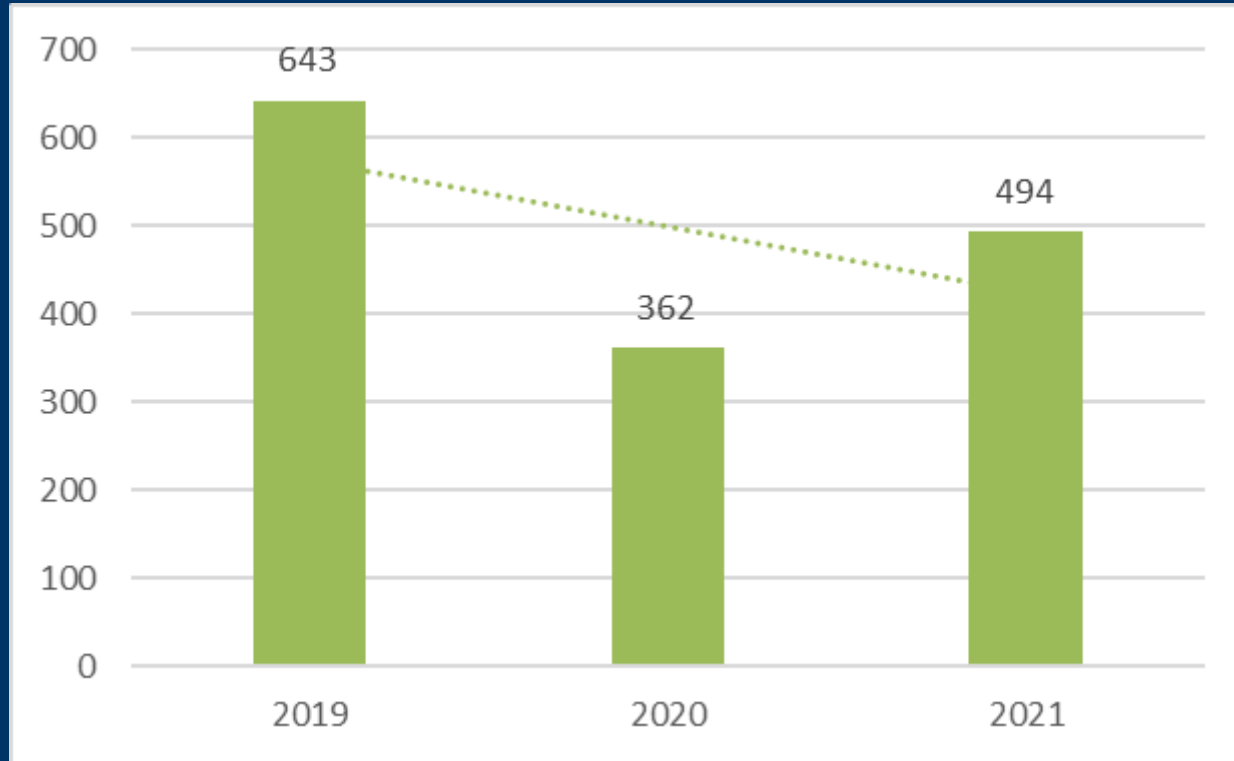


**how do the 2021 numbers
measure up to past years?**

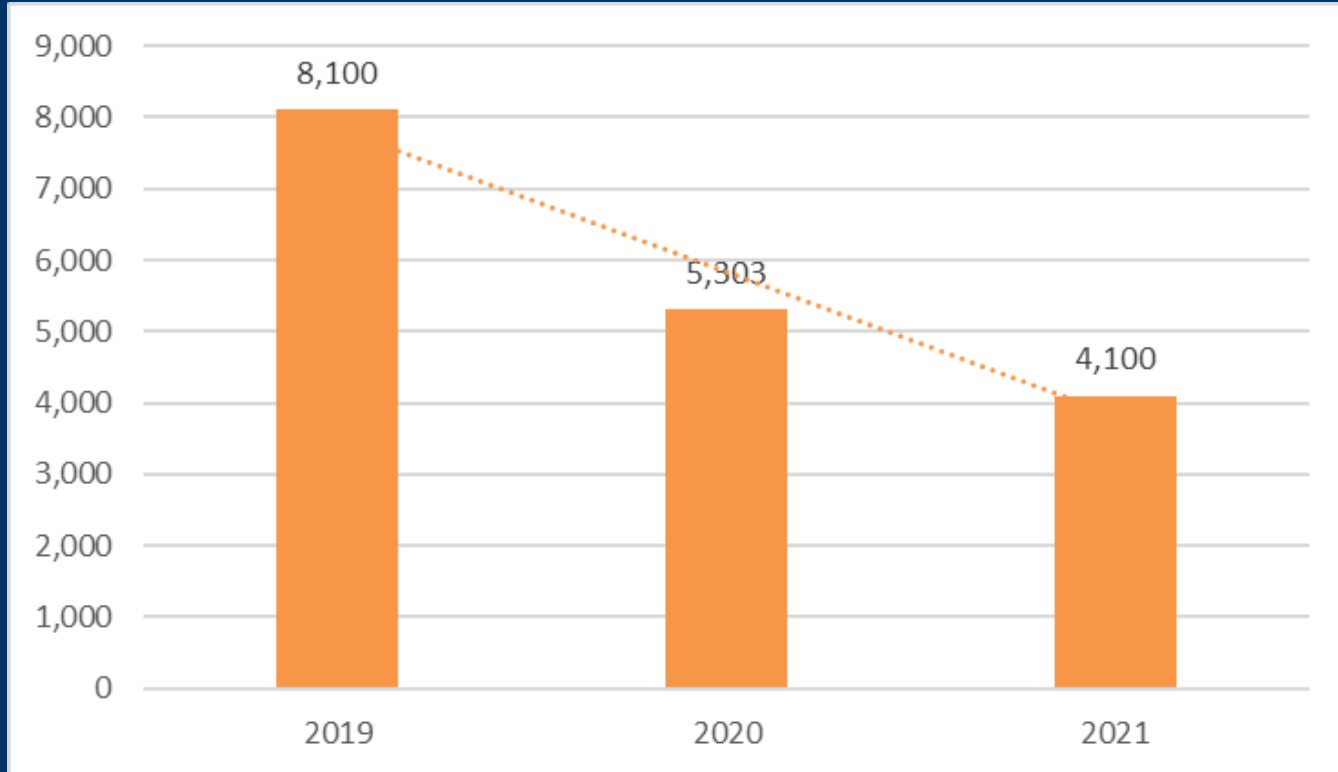
Number of Stewards Reporting Since 2019



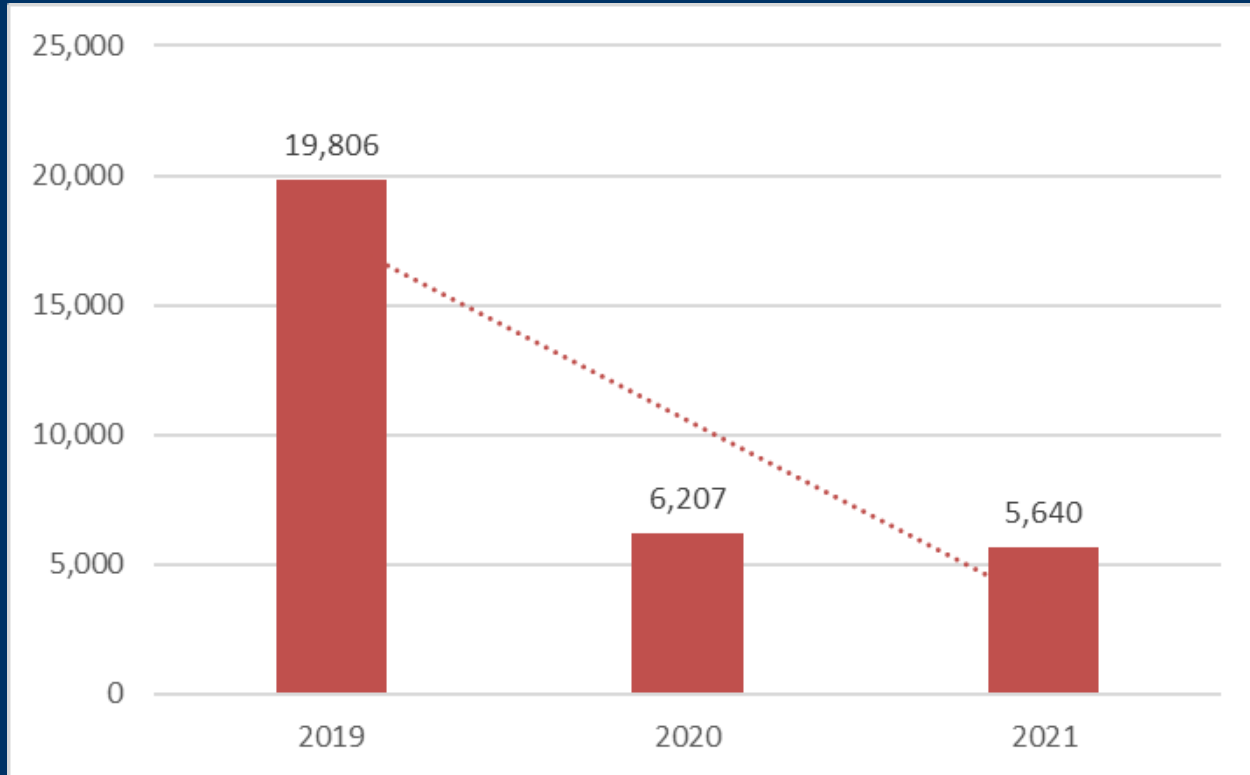
Number of Stat Submissions Since 2019



Steward Hours Since 2019



Steward Engagement Numbers Since 2019



**think we might be missing some
of your numbers?**



Remember . . .

If a Steward works
hard for clean water
***but doesn't enter any
stats . . .***

well, you know the
rest.



When you report your numbers . . .

you support WSA by showing
our county and our funders how
important Stewards are!

And a little secret . . .



Going forward in 2022:

Everyone will use UMD's Database

- The new statewide system.
- Based on AAWSA Steward Feedback, an updated version should be ready by mid-March.
- We'll offer virtual and in-person trainings to make sure everyone is comfortable using the new platform.

The screenshot displays the WSA Stewardship System interface. At the top, the WSA logo is on the left, and the text "WSA Stewardship System" and "AOCOSM - Anne Arundel County" is on the right. Below the logo is a navigation menu with icons for HOME, FORMS, REPORTS, PHOTOS, DIRECTORY, PEOPLE, FILES, HELP, and EXIT.

The main content area is divided into four sections:

- Hours by Activity:** A bar chart showing hours spent on different activities. The x-axis lists "Environmental Committee Work", "Maintenance", and "Outreach/Other". The y-axis is labeled "Hours by Activity" and ranges from 0 to 60. The bars show approximately 55 hours for Environmental Committee Work, 10 hours for Maintenance, and 5 hours for Outreach/Other.
- Site Map:** A map of the Washington, D.C. area with numerous red location pins. A pop-up window is visible over the map with the text "Empowering Between Capot... 7382 Enoch Rd Capot... 402-2100".
- Submission Status:** A table with the following data:

Activity	Form ID	Status	Last Edit By	Last Edited	Comments
Environmental Committee Work	38	Submitted	Chae, Naelle Louise	10/26/2021	No Comments found
Maintenance	208	Approved	Phalk, Robert	10/27/2021	No Comments found
Outreach/Other	270	Submitted	Chae, Naelle Louise	10/15/2021	No Comments found
- Tutorial Videos:** A video player showing a tutorial titled "WSA Stewardship Tutorial: Access Account". The video player includes a play button and a "Watch on YouTube" button.

To encourage Stewards to report their Action

- Email reminders each month
- Reporting Parties (!?!)
- Quarterly prizes and annual appreciation awards

**Who thinks 2022 will be the
year we beat our 2019 stats?**

***Throw your name in the chat
if you think we've got this!***

aawsa.org/steward-action

